

ACCESS CARD

Toowoan Bay Beach

Information for Visitors with Access Needs

Photo: Destination Central Coast

Toowoan Bay Beach



About

Toowoon Bay is a popular coastal suburb of the Central Coast with its own beach, but is more of a sheltered bay that welcomes paddle boarders, snorkelers, whale watchers and families keen for a dip.

Swimming, surfing and fishing are also popular, and the waterfront café and kiosk is a great spot to watch the waves and the world go by over brunch or a coffee.

Overview

Toowoan Bay Beach is located just 3 kilometres south of The Entrance and is a quiet calm beach ideal for families and groups.

The casual café on the beachfront provides a shaded outdoor area to enjoy brunch style food, pastries and cold drinks, managed as part of the Toowoan Bay Surf Life Saving Club. Near the café are amenities including an accessible toilet (with shower) and male and female toilets.

Experiences include:

- Swimming, snorkeling, paddle-boarding, surfing
- Café with accessible seating
- Close to Swadling Reserve Park and playground

WELCOMING AND APPROPRIATE FOR



Manual and Motorised Wheelchairs



Visitors with Reduced Mobility



Non-English Speaking Visitors



Intergenerational Visitors



Assistance Dogs with Certification



D/deaf and Hard of Hearing Visitors

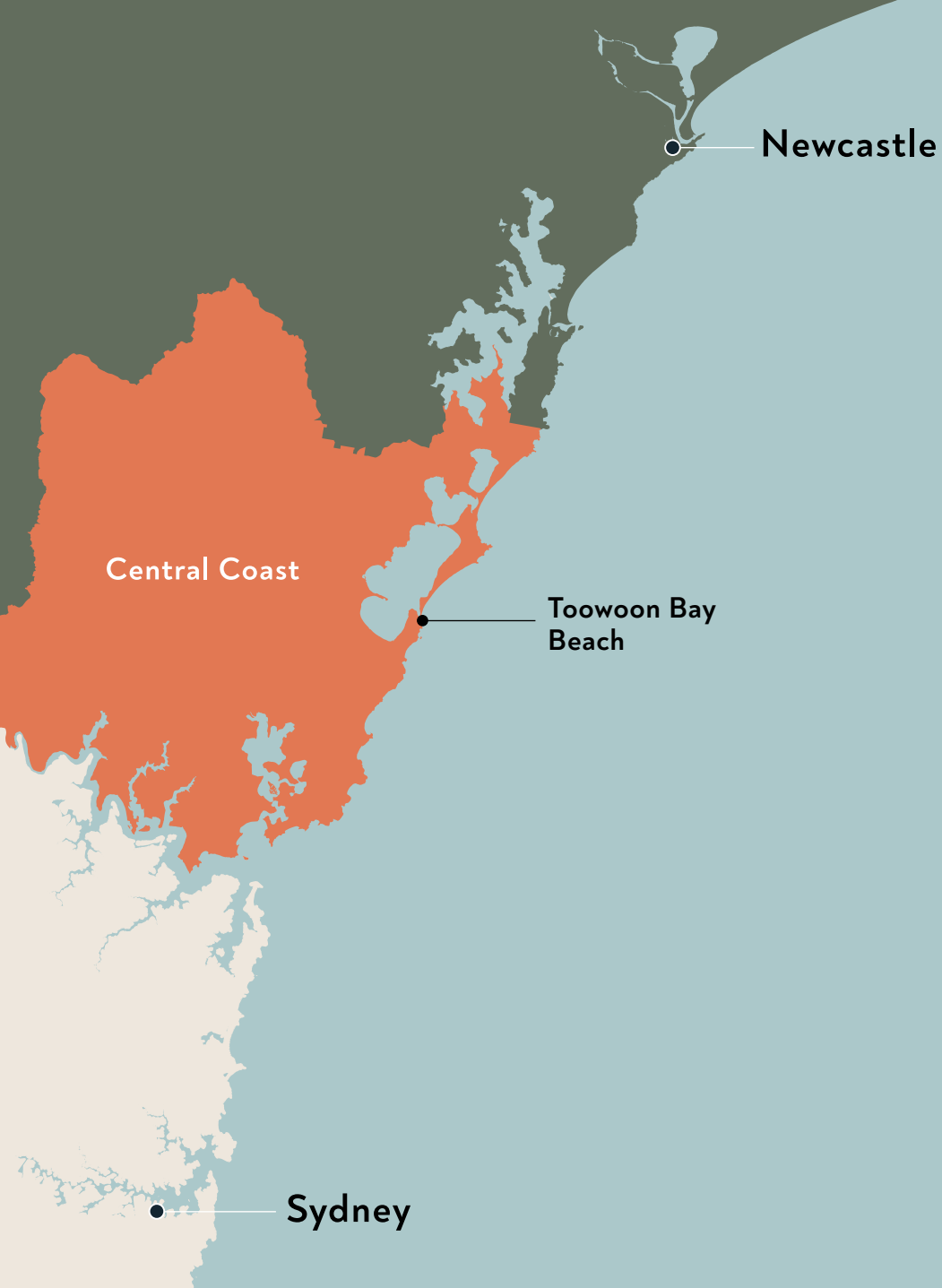


Blind or Sight-Impaired Visitors



Neurodiverse Visitors





Getting there

Toowoong Bay Beach

160 Bay Rd, Toowoong Bay NSW 2261

DISTANCES

Wyong	19-minute drive	(16km)
Gosford	27-minute drive	(22km)
Sydney	1hr 25min drive	(110km)
Newcastle	1hr 10min drive-M1	(87km)

NEARBY

Swadling Reserve Park	3-minute drive	(0.2km)
North Shelly Dog Beach	2-minute drive	(1km)
Bateau Bay Square	9-minute drive	(4.6km)
Long Jetty Foreshore Reserve	3-minute drive	(1.5km)

Getting around

At Toowoon Bay Beach you'll find easy access from the car park to the seafront pathed areas.

A mild gradient pathway leads from the car park up to the shaded café seating where the accessible toilet and Surf Life Saving Club is located.

There are steps with hand rails that lead onto the beach. Toowoon Beach has wheelchair hire through the Surf Life Saving Club and the beach matting makes it simple to get onto the sand area (matting is approx. 1.5m wide). The matting is permanently in place but it does not reach all the way to the water.

The main path surface is flat pavers and concrete with a width of 1.5 - 2.5-metres.










The beach is located within a small bay making its conditions mostly calm and protected.

The beach is located very close – just 200 metres – from Swadling Reserve Park which has modern and inclusive play equipment, large shaded accessible BBQs and an amenities block.

The park is located close by, but sits above the beach and is accessed via a somewhat steep roadside pathway via Swadling Reserve Service Road.



Accessibility

	Accessible Parking	Yes, 1 allocated at beachfront
	Accessible Toilet	1 Unisex LH w/shower
	Ambulant Toilet	Male and female toilets only
	Step- Free	Yes, mild gradient on pathway to café and SLSC
	Surface	Sand, concrete, brick pavers, timber decking
	Sounds	Waves, potentially crowds
	Smells	Salt water
	Light	Natural daylight, night lighting
	Temperature	Daytime temps vary



ACCESSIBLE PARKING

One allocated car park at beachfront, allocated parking is on a hard surface. No ground markings are in place.




ACCESSIBLE TOILET

A unisex accessible toilet (LH) with a drop-down grabrail. There is a cold shower located in the facility also.




STAIRWAYS AND RAMPS

The sand is accessible via a flat pathway, a ramped path (with handrails) and 2 sets of stairways with handrails.



SEATING

Seating along the foreshore consists of aluminium beach seats (without backrests), basic timber picnic tables, sandstone blocks.



CAFÉ SEATING

The covered seating has light-weight plastic seating with arm rests and backrests.




OUTDOOR SHOWER/ FOOTWASH

An outdoor shower/foot wash is located on the foreshore pathway.



CAFE

Located at the waterfront with café-style food and drinks in a shaded area with low counter.




WEATHER/TEMPERATURE

Check the local weather and dress suitably for the climate – be sun smart and stay hydrated.



PLAYGROUNDS

Nearby playground via (slightly steep) ramped pathway at Swadling Reserve.



BEACH MATTING & BEACH WHEELCHAIRS

Matting is across the sand year-round (does not reach to the water). Bookable beach wheelchairs available.

Accessibility



Your destination

Toowoan Bay Beach

160 Bay Rd, Toowoan Bay,
NSW 2261

VISIT:

[www.LoveCentralCoast.com/Neighbourhoods/
Toowoan-Bay](http://www.LoveCentralCoast.com/Neighbourhoods/Toowoan-Bay)

centralcoast
LOVECENTRALCOAST.COM

The information in this document is a guide only, please contact the host to confirm the information contained is accurate and suitable for your needs.

Produced by Destination Central Coast in conjunction with The Access Agency, supporting the Central Coast Destination Management Plan 2022-2025.

Contact

Tourism@CentralCoast.nsw.gov.au