



ACCESS CARD

Australian Reptile Park

Information for Visitors with Access Needs

Photo: Destination Central Coast



About

The Australian Reptile Park is an interactive zoo focused on native animals – it's located in Somersby, a 15-minute drive from Gosford.

The park offers both up-close experiences and private zookeeper-led tours with beloved Australian animals like kangaroos, wombats and koalas as well as exhibits that include snakes, frogs, spiders, turtles, iguanas, alligators, and birds.

Overview

The Australian Reptile Park is popular with locals as well as international visitors seeking iconic, close-up wild animal experiences. The Park also shows guests the importance of conservation..

Visitors and their families can enjoy the playground and interactive exhibits including the Lost World of Reptiles, Spider World, Frog Hollow and the Weigel Venom Centre.

Facilities include:

- Self-guided tours
- Animal encounters and ‘keeper’ experiences
- Large, free-to-use picnic areas and BBQs
- Playground

WELCOMING AND APPROPRIATE FOR



Manual and Motorised Wheelchairs



Visitors with Reduced Mobility



Non-English Speaking Visitors



Intergenerational Visitors



Assistance Dogs with Certification



School Groups




D/deaf and Hard of Hearing Visitors



Blind or Sight-Impaired Visitors



Neurodiverse Visitors





Getting there

Australian Reptile Park

Pacific Highway, Somersby NSW 2250

DISTANCES

Wyong	23-minute drive	(25km)
Gosford	15-minute drive	(8km)
Sydney	1hr drive	(80km)
Newcastle	1hr 20min drive	(95km)

NEARBY

Riding for the Disabled	8-minute drive	(5km)
Central Coast Aqua Park	15-minute drive	(11km)
Strickland State Forest	20-minute drive	(17km)
Katandra Reserve	22-minute drive	(16km)

Getting around

Most areas of the Australian Reptile Park are accessible for manual wheelchair users – some areas will require assistance to push up steeper inclines. Paths are mostly wide and made of concrete or grass with some compacted bark paths. The path beyond the Main Park Area (through the Koala Enclosures and beyond), has varying gradients, terrain and uneven ground.

The majority of animals in the exhibits are visible for most wheelchair users with most fences 800-1000mm high. Some viewing areas have lower windows for seated and short-statured visitors.










Wayfinding signage is generally clear and printed maps are available at reception.

The Koala photo yard is wheelchair accessible though steep in some places. Visitors can view into the yard from the viewing platform - accessible from the pathway next to Alligator Lagoon.

Wheelchair hire is available free of charge for visitors who need assistance. When hiring a wheelchair, consider booking ahead and note you will be asked to leave photo identification at Reception.



Accessibility

	Accessible Parking	Yes (near entrance)
	Accessible Toilet	Yes (RH transfer)
	Ambulant Toilet	No
	Step- Free	Mostly, some steep ramps
	Surface	Concrete, grass, gravel, bark
	Sounds	Crowds, animals, loud exhibits*
	Smells	Animal droppings and food
	Light	Daylight, low light, strobe lighting†
	Temperature	Daytime temps vary, air-conditioned spaces available

* 'Lost World of Reptiles' and 'Spider World' exhibits

† 'Lost World of Reptiles'



COMPANION CARDS

Accepted, allowing a carer or support worker to enjoy access for free while accompanying the card holder.



SERVICE ANIMALS

Allowed at the park providing the animal is declared and appropriate documentation presented at entry.



SURFACES

Mixed surfaces; concrete, bark, bitumen, grass. These can be affected by weather.




PATHS AND GRADIENTS

Some paths have a steep gradient and assistance may be required for manual wheelchair users.




INCLUSIVE PROGRAMS

The 'Inclusive Kids 2 Keeper' is a paid zookeeper-led tour for children 7-18 with disability. Find out more on the [website](#).



BIRD ENCLOSURES

The 'open-air' aviaries are room-sized enclosures where birds fly around freely with visitors.




GATES & DOORWAYS

Some gates are 'easy open' self-closing. Some doorways are narrow (780-800 wide).



WHEELCHAIR AND PRAM HIRE

Visitors can hire wheelchairs (free) and prams (paid). These items are limited so it's recommended you book ahead before your arrival



ANIMAL VIEWING WINDOWS

Viewing heights vary detailed dimensions can be found on the [park website](#).



ACCESSIBLE PARKING

3 allocated accessible car parks are nearby the main entrance. No shared space allocated for transfers.

Accessibility



Your hosts

Australian Reptile Park

Pacific Highway, Somersby NSW 2250

VISIT AND CONTACT:

(02) 4340 1022

admin@reptilepark.com.au

www.ReptilePark.com.au

centralcoast

LOVECENTRALCOAST.COM

The information in this document is a guide only, please contact the host to confirm the information contained is accurate and suitable for your needs.

Produced by Destination Central Coast in conjunction with The Access Agency, supporting the Central Coast Destination Management Plan 2022-2025.

Contact

Tourism@CentralCoast.nsw.gov.au